



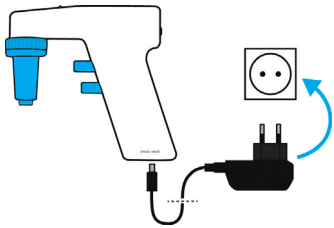
## Quick Start Guide

## TPP Pipettor Turbo-Fix



This quick guide is intended to provide a brief overview of the main features and operation of TPP Pipettor Turbo-Fix. For detailed information, please refer to the Operating Instructions of TPP Pipettor Turbo-Fix that can be found at [www.tpp.ch](http://www.tpp.ch) in several languages.

### Battery Charge



Plug in

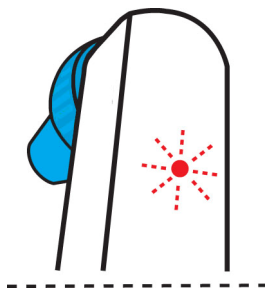


Charge the battery completely before first use.

**Only use the original Li-ion battery for TPP Pipettor Turbo-Fix!**

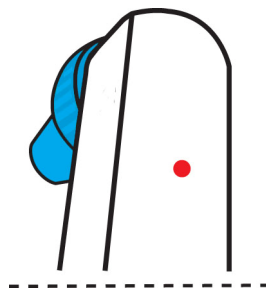
The supply voltage must meet the requirements of the mains adapter: 100-240 VAC, 50/60 Hz.

#### Low Battery



Red Blink

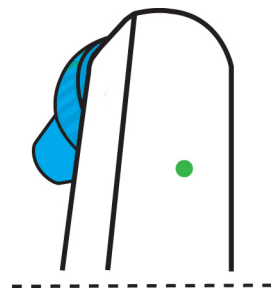
#### Charging Battery



Red

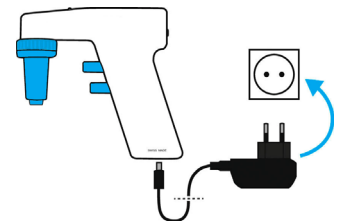
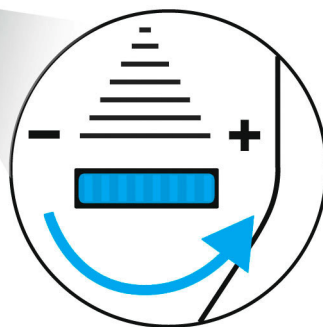
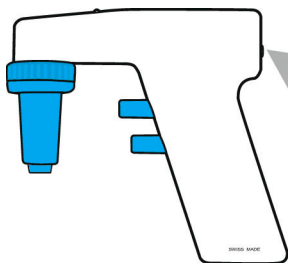
~ 3.5 h

#### Charged Battery



Green

### General Speed Setting



Plug in for Turbo Speed

50 %  
Speed

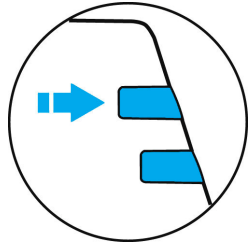
100 %  
Speed

125 %  
Turbo Speed

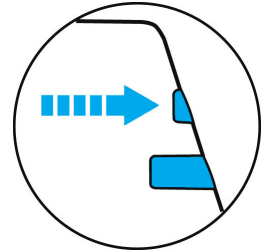


## Manual Speed Control

A  
S  
P  
I  
R  
A  
T  
E



Slow



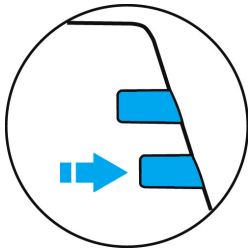
Fast

Gravity Dispense

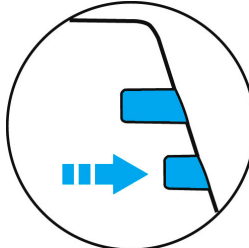
Slow

Fast

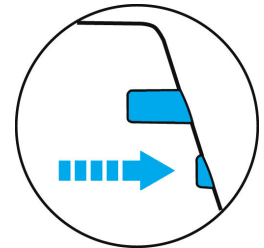
D  
I  
S  
P  
E  
N  
S  
E



Pump not running



Pump running

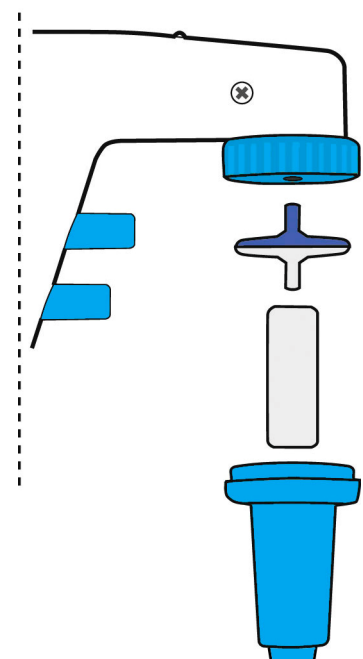
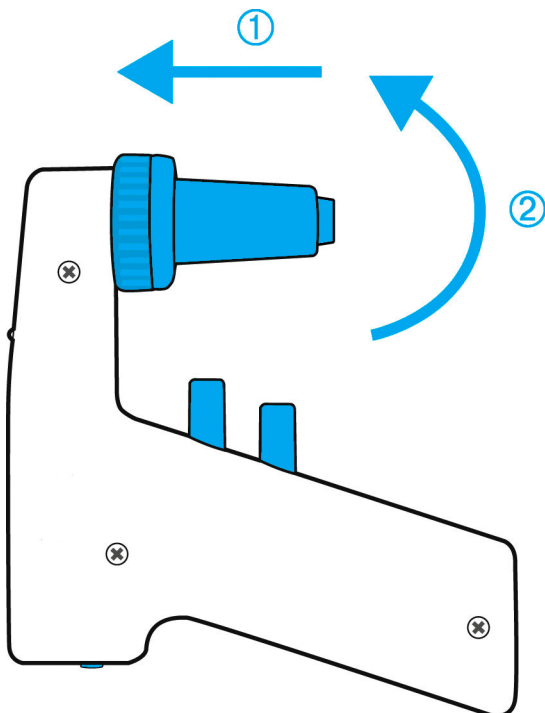


Pump running

## Filter Exchange

Press (1) and turn 1/8<sup>th</sup> counter clockwise (2)

Replace the filter



Colored side facing upwards



## GENERAL INFORMATION

## TPP Pipettor Turbo-Fix

### Intended Use

TPP Pipettor Turbo-Fix is a pipette controller designed for aspirating and dispensing aqueous solutions with plastic or glass pipettes in a volume range of 1 to 100 ml. It is intended for measurement, control and laboratory use.

### Safety Notes

- 1) Do not use or charge TPP Pipettor Turbo-Fix in an atmosphere with danger of explosion. Do not pipette highly flammable liquids such as acetone or ether.
- 2) Comply with the material safety data sheet (MSDS) and with all safety guidelines when handling dangerous substances. Use protective clothing and safety goggles. Never point a pipette in anyone's direction.
- 3) Avoid pipetting of liquids whose vapours could attack the materials PA (polyamide), POM (polyoxymethylene), FPM (fluor-rubber), NBR (nitrile-rubber), CR (chloroprene) and silicone. Corrosive vapours could also damage metallic parts inside the device.
- 4) Use an original TPP mains adapter only. Protect it from moisture otherwise TPP Pipettor Turbo-Fix might be damaged.

Regardless of the listed safety notes, additionally applicable regulations and guidelines of trade associations, health authorities, trade supervisory offices, etc. must be observed.

### Warranty

TPP Pipettor Turbo-Fix is designed and manufactured following high standards in quality and durability. They are warranted for a period of 12 months.

### Equipment Disposal



TPP Pipettor Turbo-Fix device must not be disposed of with unsorted municipal waste.

Dispose of TPP Pipettor Turbo-Fix in accordance with the laws and regulations in your area governing disposal of devices.

### Supplier

#### TPP Techno Plastic Products AG

CH-8219 Trasadingen, Switzerland

T +41 52 687 01 87

F +41 52 687 01 77

[info@tpp.ch](mailto:info@tpp.ch)

[www.tpp.ch](http://www.tpp.ch)



**Declaration of conformity | Konformitätserklärung |  
Déclaration de conformité | Declaración de conformidad |  
Dichiarazione di conformità**

**TPP Techno Plastic Products AG – 8219 Trasadingen, Switzerland**

**declares on its own responsibility that the product | erklärt in alleiniger  
Verantwortung, dass das Produkt | déclare sous sa responsabilité exclusive,  
que le produit | declara bajo su propia responsabilidad que el producto |  
dichiara sotto la propria responsabilità che il prodotto**

---

**TPP Pipettor Turbo-Fix**

---

**in accordance with EC directives | gemäss der EU-Richtlinien |  
est conforme au terme de la directives CE | de acuerdo con las directivas CE |  
in conformità alle direttive CE**

---

<b>2006/95/EC</b>	Low voltage equipment
<b>2004/108/EC</b>	Electromagnetic compatibility
<b>2011/65/EC</b>	Restriction of Hazardous Substances
<b>2002/96/EC</b>	Waste Electrical and Electronic Equipment
<b>2009/129/EC</b>	Eco Design Directive
<b>2006/66/EC</b>	Battery Directive

---

**is in compliance with the following normative documents: | mit den folgenden  
normativen Dokumenten übereinstimmt: | aux documents normatifs ci-après: |  
cumple las documentos normativos: | soddisfa le normative seguenti:**

---

<b>EN 61010-1</b>	Safety requirements for electrical equipment for measurement, control and laboratory use - General requirements.
<b>EN 61326-1</b>	Electrical equipment for measurement, control and laboratory use - EMC requirements.

---

**Standards for Canada and USA**

---

<b>CAN/CSA-C22.2 No. 61010-1</b>	Safety requirements for electrical equipment for measurement, control and laboratory use - General requirements.
<b>UL Std. No. 61010-1</b>	Safety requirements for electrical equipment for measurement, control and laboratory use - General requirements.

---

**FCC, Part 15, Class A Emission**

---

**Trasadingen, October 25, 2013**

**Rolf Tanner**  
CEO

**Markus Stoll**  
Quality Manager